


INTERMEDIA


\$2.00




CHANGING YOUR AIR FILTER



1. Air filters are simple to replace. A clogged or dirty filter can cause mistiming, acceleration loss, or a decrease in gas mileage.



2. Find the filter housing and twirl off the wing-nut (counter-clockwise) that holds down the cover. Unsnap any retaining clips.




3. Lift up the cover and pull out the filter.



4. Check to see if the filter is clogged or excessively dirty—if so, replace with a fresh filter.



5. Clean the inside of the housing with a cloth or rag. Make sure that the filter seats evenly inside the housing.



6. Tighten wing-nut and snap retaining clips. Check filter twice a year—replace every 12,000 miles even if not visibly dirty.

Vol. 2 No. 3

ARTS

COMMUNICATION

RESOURCES